

# Application of Achieve-Based Genetic Algorithm for Consequence Management of Contaminant Entering in Water Distribution Networks

Fariborz Masoumi\* <sup>a</sup>, Seyyed Nasser Bashi Azghadi <sup>b</sup>, Abbas Afshar <sup>c</sup>

<sup>a</sup> Assistant Professor, Civil Engineering Dept., Faculty of Engineering, University of Mohaghegh Ardabili, Ardabil, Iran, Email: [f\\_masoumi@uma.ac.ir](mailto:f_masoumi@uma.ac.ir)

<sup>b</sup> Assistant Professor, Department of Civil Engineering and Environment, Khavaran Higher Education Institute, Mashhad, Iran., Email: [bashinasser64@gmail.com](mailto:bashinasser64@gmail.com)

<sup>c</sup> Professor, School of Civil Engineering, Iran University of Science and Technology, Email: [a\\_afshar@iust.ac.ir](mailto:a_afshar@iust.ac.ir)

## ABSTRACT

In this research, for the first time, finding the optimal operation actions in WDN with the aim of decreasing the optimization time is taken into consideration and Valve(s) and hydrant(s) are employed for isolating and flushing the contamination out of the network. Proposed embedded simulation-optimization approach for consequence management in this study is compromised EPANET simulation model and Archive-based Non-Dominated Sorting Genetic Algorithm-II (NSGA-II). Two objective functions are considered in this paper. The first objective function, minimized numbers of field operational actions related to expenses of the optimal solutions, whereas the other one minimized “consumed contamination mass” take into account for public health and safety. 20 valves and 31 hydrants are designed to insulate the network and discharge pollution, respectively. Without a follow-up management program, the total amount of contamination consumed in the event of network contamination would be 81.3 kg. Using 15 reactive activities, the mass of contamination consumed has reached 60.6 kg. For extracting the pareto front between these objective functions with general NSGA-II which is constraint to maximum 15 operational actions, approximately 73 minutes is required. In order to decrease this optimization time, archive-based NSGA-II is taken into account. With an archive concept, it is possible to not implement a simulation model for similar chromosomes. Sensitivity analysis on the archive capacity of 0, 100, 200, 500, 1,000, 2,000, 3,000, 4,000, and 5,000 chromosomes has been investigated. As an example, with an increase in archive capacity from zero to 5000, the required time for extracting optimal pareto front is reduced from 73 to about 35 minutes, indicating a decrease of more than 50%. The results show that if a small amount is selected for the archive capacity, for example, 50 or 100, the time required to extract optimal activities increases slightly relative to the base state. The reason for this is that if a small amount is selected for the archive capacity, part of the implementation time of the simulation-optimization model will be spent on finding similar chromosomes, and due to the low capacity of the archive, It's time to use the archive capacity. Using the archive, it is possible to reduce the time optimization and consequence management of the network in real time operation.

## KEYWORDS

Consequence Management, Water Distribution Network, Simulation- Optimization, Archive Capacity

## 1. Introduction

So far, a lot of research has been done on the recovery of urban water networks after the occurrence of pollution. In this study, contamination refers to any chemical, biological or radiological contamination that has adverse effects on public health. The studies on consequential management in urban water distribution

networks is very limited. This includes researches by Baranowski and LeBoeuf [1], Preis, A. Ostfeld [2], Alfonso et al. [3] and Bashi Azghadi et al. [4]. In this study, the use of archive-based genetic algorithms to reduce the time required to extract optimal reactive activities is considered. The study of the previous articles shows that the use of archive-based genetic algorithms has been widely used in other topics in water

engineering. For example, we can refer to Knowles and Corne [5] and Fieldsend et al. [6] researches, but so far the reduction in the extraction time of these optimal activities has not been considered yet. Accordingly, the use of archive-based genetic algorithms to reduce the extraction time of optimal management activities is the main innovation of this research.

## 2. Methodology

In this study, EPANET software and its library file have been used in MATLAB program as a quantitative and qualitative simulation model, multi-objective archived-based genetic algorithm as optimization model and example number 3 of EPANET software has been used as a case study. In this study, the optimal reaction activities are selected from the potential hydrants to discharge contamination from the network and valves in order to isolate the contamination zone in the network. Figure 1 shows the steps of the proposed approach.

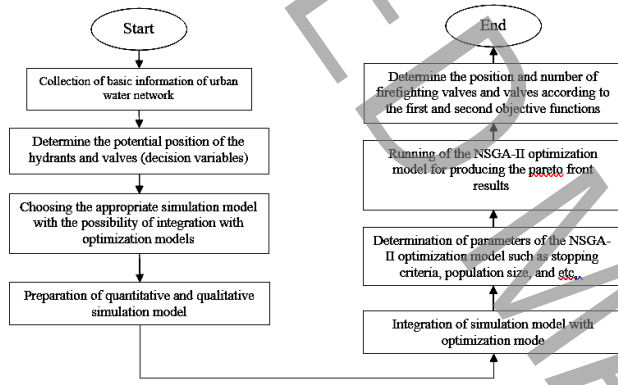


Fig. 1-The proposed approach structure in the management of the consequence

### 2.1. Objective Functions

In this study, the objective functions used includes minimizing 1) the number of reaction activities and 2) the amount of contamination consumed, which are described below.

#### 2.1.1. Minimize the number of reaction activities (Z1)

$$Z1 = \sum_{i=1}^V VA_i + \sum_{j=1}^H HY_j \quad (1)$$

In which,  $i$  is the indicator of valves,  $V$  is the total number of valves,  $j$  is the indicator of hydrants,  $H$

is the total number of hydrants.  $VA_i$  and  $HY_j$  are the binary decision variables.

#### 2.1.2. Minimize the amount of contamination consumed (Z2)

$$Z2 = \sum_{k=1}^N \sum_{t=td}^{EPS} C_{kt} \times V_{kt} \quad (2)$$

In which,  $k$  is the node indicator,  $t$  is the time index,  $td$  is the time elapsed after the time of contamination detection in the network and  $EPS$  is the total time.  $C_{kt}$  is the pollution concentration in node  $k$  in time  $t$  and  $V_{kt}$  is the consumed polluted water in node  $k$  in time  $t$ .

## 2.2. Archived-based Genetic Algorithm

The structure of the multi-purpose genetic algorithm based on the archive considered in this study is shown in Figure 2.

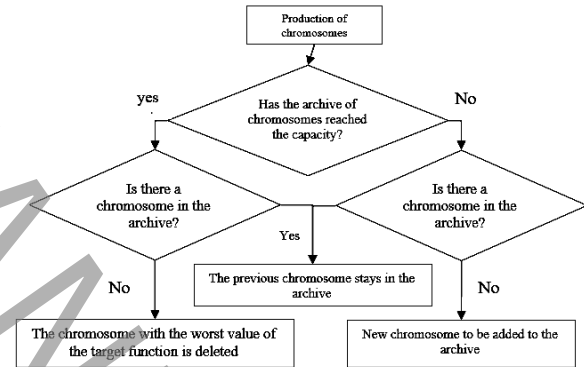
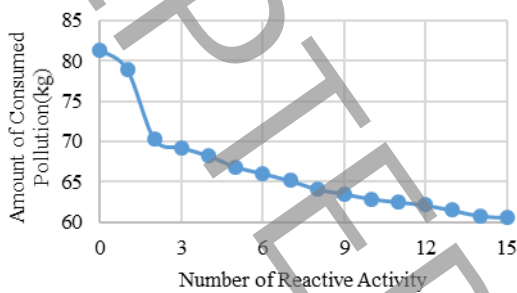


Fig. 2-Structure of Achieve-Based Genetic Algorithm

Based on this figure, an archive with a specific capacity for storing different chromosomes is first prepared. Then, due to the production of each new chromosome in the multi-generational genetic algorithm in each generation, if the archive capacity has not reached its maximum value and this new chromosome is not already in the archive, it will be added to the archive and if it is in the archive, the previous chromosome will be saved in the archive. Also, if the archive has reached its maximum capacity and there is no new chromosome in the archive, the chromosome will be removed with the worst value of the objective function. The above solutions make the archive have unique and appropriate chromosomes from the perspective of the objective function.

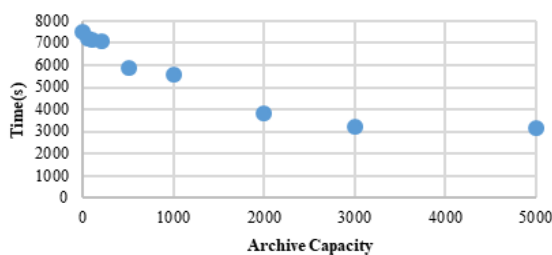
### 3. Discussion and Results

Example 3 EPANET software has been used in this study as case study. In this study, five sensors were identified in nodes 15, 35, 145, 225 and 255 to detect pollution based on maximizing the correctness of spatial detection. Figure (3) shows the optimal interaction curve between the number of reactive activities and the amount of contamination used. As shown in this figure, without performing a consequence management program, the total amount of contamination consumed in the event of network contamination would be 81.3 kg. Using 15 reactive activities, the mass of contamination consumed has reached 60.6 kg.



**Fig. 3. The Curve of Interaction between the Various Goals of Consequence Management**

It takes about 73 minutes to extract the interaction curve between the goals presented in Figure 4. Figure (4) shows the time required to extract optimal activities (the interaction curve between different goals). As can be seen, as the capacity of the archive increases, the time required to extract optimal response activities also decreases. For example, increasing the capacity of the archive from zero to 5,000 will reduce the time required from 73 to about 35 minutes, indicating a reduction of more than 50 percent. This reduction in time, and consequently in the reduction of response time of reactive activities, will have a significant effect on increasing the effect of optimal reactive activities extracted in reducing the mass of contamination consumed.



**Fig. 4. Time to extract the curve of interaction between goals for different archive capacities**

### 4. Conclusions

In the proposed approach, using the archive capacity, it is possible not to run the simulation model for similar chromosomes, which leads to a significant reduction in the execution time of the model without reducing the model results. In the proposed approach, the archive capacity with zero, 100, 200, 500, 1000, 2000, 3000, 4000 and 5000 chromosome numbers were examined, which also had good results. For example, in general, as the archive population increases from zero to 5,000, the time required to extract the interaction curve between goals decreases from 73 to 35 minutes, indicating a decrease of more than 50 percent.

### 5. References

- [1] T. M. Baranowski, E. J. LeBoeuf, Consequence Management Optimization for Contaminant Detection and Isolation, *Journal of Water Resources Planning and Management*, 132(4) (2006) 274–282.
- [2] A. Preis, A. Ostfeld, Multiobjective contaminant response modeling for water distribution systems security, *Journal of Hydroinformatics*, 10(4) (2008) 267-274.
- [3] L. Alfonso, A. Jonoski, D. Solomatine, Multi-objective optimization of operational responses for contaminant flushing in water distribution networks, *Journal of Water Resources Planning and Management*, 136(1) (2009) 48-58.
- [4] S.N. Bashi-Azghadi, M.H. Afshar, A. Afshar, Multi-objective optimization response modeling to contaminated water distribution networks: Pressure driven versus demand driven analysis, *KSCE Journal of Civil Engineering*, 21(6) (2017) 2085-2096.
- [5] J. Knowles, D. Corne, The pareto archived evolution strategy: A new baseline algorithm for pareto multiobjective optimization, in: *Proceedings of the 1999 Congress on Evolutionary Computation-CEC99* (Cat. No. 99TH8406), IEEE, (1999) 98-105.
- [6] J.E. Fieldsend, R.M. Everson, S. Singh, Using unconstrained elite archives for multiobjective optimization, *IEEE Transactions on Evolutionary Computation*, 7(3) (2003) 305-323.