



Reliability Analysis of Steel Moment-Resisting Frame Structure under the Light Vehicle Collision

A. Sadeghi, H. Kazemi* , M. Samadi

Department of Civil Engineering, Mashhad Branch, Islamic Azad University, Mashhad, Iran

ABSTRACT: The Impact induced by vehicles collision to external buildings' columns is one of the research scenarios of collision. Therefore, in this study, the reliability analysis of steel moment-resisting frame structure with 2-story has been conducted under the impact of light vehicle collision considering uncertainty in material and applied loads using simulation-based methods. The mentioned structure is modeled in OpenSees software two-dimensionally and the sensitivity analysis of the studied random variables is performed using Monte Carlo simulation-based method in Matlab software. Then, the limit state functions are proposed based on the maximum permitted beam rotation of the damaged bay. Finally, the failure probability and reliability index of the mentioned frame is investigated and compared according to performance levels under the impact of a light vehicle collision with speeds 20, 40, 60, and 80 Km⁻¹-h. The results showed that the random variables such as mass and velocity of vehicle and yield strength of material were the most influential in the failure probability and the control variates-based subset simulation method compared to Monte Carlo method estimated the failure probability with a permissible error rate, less sample number, and short running duration..

Review History:

Received: Jun. 09, 2020

Revised: Jul. 14, 2020

Accepted: Jul. 18 2020

Available Online: Aug. 21, 2020

Keywords:

Reliability

Steel moment-resisting frame

Light vehicle collision

Simulation-based methods

Sensitivity analysis.

1- Introduction

In the last decade, due to the increasing terrorist threats in different parts of the world, much attention has been paid to the design and analysis of resistant structures against abnormal loads. Traditionally, structural engineers designed and analyzed buildings against conventional lateral loads such as earthquake and wind, but in some cases, the study of the nonlinear performance of structures against abnormal loads such as vehicles impact and blasts is also important [1]. With regarding assurance to performance of structures has always been an important principle for engineers and designers, and since complete assurance to the quantity of a potential natural or unnatural accident is not possible, the use of probabilistic analyses, Reliability with the application of various uncertainties such as geometry, materials, applied loads, etc are considered logical [2]. Some researches had been conducted in this field. Park et al. [3] analyzed the sensitivity of a steel moment-resisting frame due to column removal. The Monte Carlo simulation method (MCS) and the first-order second-moment method (FOSM) have been used. The results showed that the random variable of yield strength of beam was the most effective parameter in the design of the frame under the effect of column removal. Kim et al. [4] evaluated the behavior of 3-story steel moment-resisting frame structures under the effect of vehicle impact to the external corner by fragility curves with different

velocities. Santos et al. [5] investigated the failure of common types of beam-column joints of the steel moment-resisting frame subjected to vehicle impact and the results showed that the reduced beam connection (RBS) caused the beam yielding mechanism and had better performance against impact loadings.

In this study, the probabilistic framework is proposed based on the reliability of the steel moment-resisting frame under the effect of a light vehicle impact with different collision velocities (20, 40, 60, and 80 Km⁻¹-h) using Monte Carlo simulation (MCS), importance sampling (IS), subset simulation (SS), line sampling (LS), and control variates-based subset simulation (CSS) simulation methods. Then, the accuracy of these methods was measured by the MCS method and finally, an estimation of the probability of failure is obtained.

2- Methodology

In this study, a 2-story three-dimensional structure with a lateral bearing system of steel moment-resisting frame with intermediate ductility in both longitudinal and transverse directions is considered. This structure is designed based on Iranian design regulations (Codes 6 and 10 of national building regulations [6, 7]) and standard No. 2800, 4th Edition [8] on soil type II in a very high-risk zone ($A = 035 g$) with ETABS software [9]. It is designed by the LRFD method. Dead and live loads of stories are applied at 500 and 200

*Corresponding author's email: kazemi0518@mshdiau.ac.ir



Table 1. The failure criteria of steel structures subjected to impact loads [4, 12].

Element	Failure Type	Damage Level Based on Rotation (Rad)		
		Low	Medium	Severe
Beam	Bending	0.05	0.12	0.25

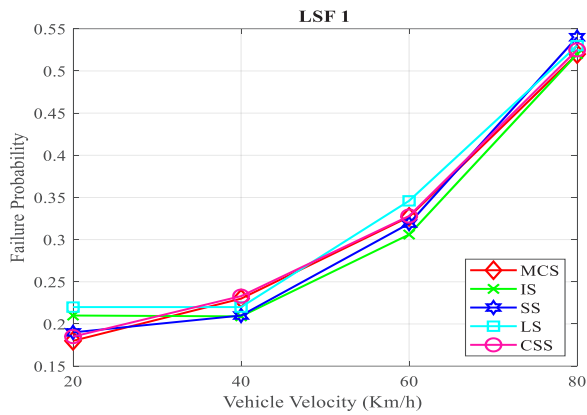


Fig. 1. The failure probability comparison in different simulation methods for LSF1.

kg/m², respectively, and the critical criterion in designing the model of the building is drift. By examining the results, the ratio of demand to capacity in all its structural elements was far less than one. The two-dimensional frame of the side axis is extracted and modeled for nonlinear dynamic analysis under impact loads in OpenSees software [10]. Dead and live loads applied to the mentioned frame are 1500 and 600 Kg/m, respectively, and the used steel materials in the beams and columns are ST37 type with the values such as an elasticity modulus 200,000 MPa, yield stress 240 MPa, and ultimate stress 370 MPa are considered. Then, two-line uniaxial steel materials with kinematic and isotropic hardness are assumed based on the Steel01 model with a hardness of 3% [3]. Therefore, the probabilistic analyses are conducted based on reliability by Matlab software [11].

3- Results and Discussion

The MCS method was used to calculate the probability of failure. For this purpose, at first, the existing samples in the area of health and failure are identified and then, the limit state functions of the reliability problem are evaluated by performing nonlinear dynamic analyses. In each structural analysis, the random variables are defined based on the selected probabilistic distribution. The studied random variables are classified into 4 categories including gravity loading, steel materials, geometric characteristics, and impact loading due to the light vehicle collision. These variables included: yield strength, Poisson ratio, specific weight, damping ratio and elasticity modulus of the used steel material, the damaged beam length, the damaged

column height, alive, dead, and impact loads.

In the following, the proposed limit state functions (LSFs) are considered based on the maximum permitted beam rotation of the damaged bay according to Table 1 [4, 12]. These limit states and failure criteria related to three damage levels of steel structures subjected to extreme loads are presented as low, medium, and severe damage states.

At first, sensitivity analysis is performed by calling 100,000 times as a limit state function and evaluating the rate of failure probability change versus the changes of each random variable and the results of sensitivity analysis showed that the uncertainty parameters such as vehicle mass, vehicle velocity, yield strength of the sections and the dead load of the frame had the maximum effect and Poisson ratio, specific weight of the sections, and live load of the frame had the minimum effect on the calculation of the failure probability.

Then, the failure probability of the frame using reliability-based simulation methods for LSF1, LSF2, and LSF3 is investigated. Since the vehicle velocity is usually one of the effective random variables on the probability of failure, the collision velocity is considered to be 20, 40, 60, and 80 Km/h. Fig. 1 shows the failure probability of mentioned frame for LSF1. For example, by reducing the vehicle velocity from 60 to 40 Km/h, for the LSF1, the probability of failure is reduced by 29%, and by increasing its velocity from 60 to 80 Km/h, respectively, increased probability of failure by 59%. According to Fig. 1, the results of the failure probability show that when the vehicle velocity reaches 80 Km/h, the maximum failure probability for the limit state function 1, is 0.52. As a result, it is found that the conditions of the studied frame were more critical for the LSF1 than for the other functions. Then the error rate of simulation-based methods versus the MCS method in different velocities of collision for LSF1 is presented based on Fig. 2. The comparison of reliability index for three limit state functions is exhibited in different velocities using the CSS method according to Fig. 3.

4- Conclusion

In this study, the steel moment-resisting frame structure with 2-story is modeled in OpenSees software, then, the sensitivity analysis of the desired random variables has been performed by the MCS method. Finally, the limit state functions are presented based on the maximum permitted beam rotation of the damaged bay and the failure probability and reliability index of the frame at different performance levels are calculated due to the light vehicle collision impact with different speeds such as 20, 40, 60, and 80 Km/h. Then, probabilistic evaluation and reliability-based analysis have been performed using various simulation methods such as MCS, IS, SS, LS, and CSS. By reviewing and comparing the results of probabilistic analyses, the new findings are mentioned in the following:

-The results of sensitivity analysis showed that the mass and velocity of the vehicle and the yield strength of the sections had the greatest effect and the Poisson ratio, the

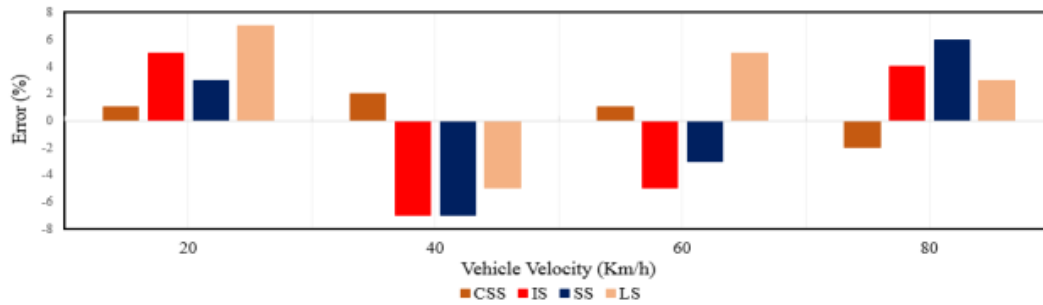


Fig. 2. The error rate of simulation methods versus MCS method in different velocities of collision for LSF1.

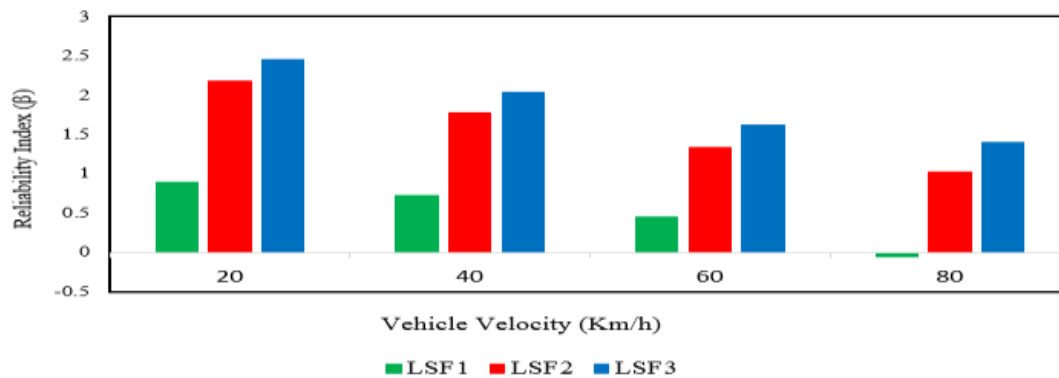


Fig. 3. The comparison of reliability index for 3 limit state functions in different velocities using CSS method.

specific weight of the sections, and the live load of the frame had the least effect on the failure probability.

-The results of the probabilistic evaluation and reliability analysis showed that due to the low failure probability of frame due to vehicle impact, the CSS method with fewer samples and shorter running time estimated accurately compared to the MCS method.

-By calculating the probability of failure under different vehicle collision velocities for the three limit state functions, it is determined that with increasing velocity, the probability of failure increases, and the reliability index decreases.

References

- [1] K. Mehdizadeh, A. Sadeghi, and S. V. Hashemi, The Performance Investigation of Steel Moment Frames with Knee Braces subjected to Vehicle Collision, *Journal of Structural and Construction Engineering*, (2019). (In Persian).
- [2] Y.G. Zhao, and T. Ono, Moment methods for structural reliability, *Structural Safety*, 23(1) (2001) 47-75.
- [3] J. Kim, J. Park, and T. Lee, Sensitivity analysis of steel buildings subjected to column loss, *Engineering Structures*, 33(2) (2011) 421-432.
- [4] M.M. Javidan, H. Kang, D. Isobe, and J. Kim, Computationally efficient framework for probabilistic collapse analysis of structures under extreme actions, *Engineering Structures*, 17(2) (2018) 440-452.
- [5] A. F. Santos, A. Santiago, M. Latour, and G. Rizzano, Robustness analysis of steel frames subjected to vehicle collisions, *Structures*, 25 (2020) 930-942.
- [6] INBC, Design Loads for Buildings. Tehran: Ministry of Housing and Urban Development, Iranian National Building Code, Part 6, (2013) (In Persian).
- [7] INBC, Design and Construction of Steel Structures. Tehran: Ministry of Housing and Urban Development, Iranian National Building Code, Part 10, (2013) (in Persian).
- [8] BHRC, Iranian code of practice for seismic resistant design of buildings, Tehran: Building and Housing Research Centre, Standard No. 2800, (2014) (in Persian).

HOW TO CITE THIS ARTICLE

A. Sadeghi, H. Kazemi, M. Samadi, Reliability Analysis of Steel Moment-Resisting Frame Structure under the Light Vehicle Collision, *Amirkabir J. Civil Eng.*, 53(11) (2022) 1053-1056.

DOI: 10.22060/ceej.2020.18565.6901



